



Are you ready for some mayhem? Our IKEA event is this Saturday morning: 21 February!
So, it is time to get your blue and yellow clothes out and set your alarm for an early start on Saturday.

We have included important information below that will help your morning go smoothly.

Event Location

The event will be conducted at IKEA Marsden Park, 1 Hollinsworth Rd, Marsden Park NSW.

There is plenty of car parking on site.

Event registration will be by the front entry doors to the store.

The start and finish will be in the adjacent IKEA restaurant.



Event Timing on Saturday

7:00am to 8am	Registration open at the event.
7:30am to 8:45am	Start window – starts will be available at 1-minute intervals within this time window. There will be a queue to start each course.
7:30am	Help briefing 1
7:50am	Help briefing 2

Help briefing: Not sure what to do?
The event team will be available to answer any questions and demonstrate how to use the timing cards.
Meet by the Help Desk (before or after your registration).

9:20am	Courses close. You need to check back in at the finish by 9:20am (even if you have not finished your course).
9:30am (or as soon as possible afterwards)	Presentations

If you need an early coffee fix or some sustenance, the IKEA Restaurant will be opening early especially for us 😊 .

What to Bring

Your IKEA Family Membership number (the app is helpful).

If you own one, your SPORTident timing card/stick.

If you have not included a personal number with your registration, a loan card will be waiting for you at the event Help Desk.



The event is entirely indoors. Comfortable walking or running shoes will be best.

Event Registration

All participants will need to collect an event bib from the Help Desk on Saturday morning.

Entrants who have pre-ordered breakfast will also be able to collect their voucher from the Help Desk.

All entrants that do not have their own SPORTident timing card will be able to collect their pre-allocated card from the Help Desk. Cards should be returned to the Finish Desk after completing your course and receiving your run time.

Event Map

A store map has been created especially for this event. It is very detailed.

Walls plus a lot of furniture and fixtures have been moved and changed since our 2024 visit.





















The layout of the store is under constant change. The map has been updated to be accurate as of earlier this week. We do not anticipate any changes.

Map scale: 1:500

North lines are included on the map, so bring along a compass if you think it will help you. Note that north lines are not vertical.

The map legend is included below for your pre-event familiarisation.

Legend

	internal floor		north lines		stove tops
	shelving, displays etc.		external walls		sinks
	cabinets, fridges etc.		internal walls/dividers		toilets
	tables, benchtops etc.		fences		plants
	beds, sofas etc.		rocky retaining wall		sculpture
	temporary items		baths		bins, stands etc.
	out of bounds				
	closed areas of building				

Courses

Course	Checkpoints
Utmana	26
Nöje	24
Barn	23

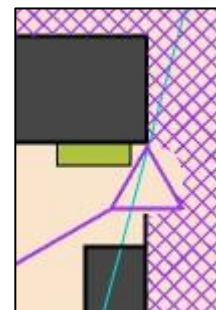
Course maps will be available at the event start.

The start location will be illustrated by a pink triangle on the map.

All three courses will have multiple checkpoints to visit. Each will be highlighted with numbered pink circles. The precise location of checkpoints will be illustrated by a pink dot in the middle of each circle as shown.

On each course, the checkpoints must be visited in the number order shown on the course map i.e. 1 then 2, then 3 etc until the finish.

On the Utmana and Nöje courses there are no control codes to cross-check that you are at the correct control. So, navigate carefully.



Prizes

IKEA have kindly donated prizes for each course as well as other prizes.

You must be at the presentation to collect your prize; they will not be sent out after the event.



Filming

Included in the event entry was a disclaimer for still and video photography. Both will be taken during the event on Saturday.

Event Rules

- All participants **MUST** wear their event bib on the front of their shirt whilst participating.
- Course closure is 9:20am. Even if you have not finished your course by this time, participants need to report back to the finish desk by 9:20am.
- Entrants may not jump, crawl below or in any other way pass through furniture. You must go around all IKEA furniture.
- Participants must not move any IKEA items whilst on course.
- Any areas marked as closed or out of bounds are not allowed to be crossed.
- Do not open any doors. Any doors that should be open, are already open and marked as an opening in the wall.
- In case of evacuation, follow IKEA or event staff guidance. The evacuation point is the flag poles out the front of the store.

Course marshals will be monitoring the event area. Anyone breaching course rules will be disqualified and asked to immediately leave the store.

Lastly, and most importantly, HAVE FUN!

See you on Saturday morning.

Barbara